
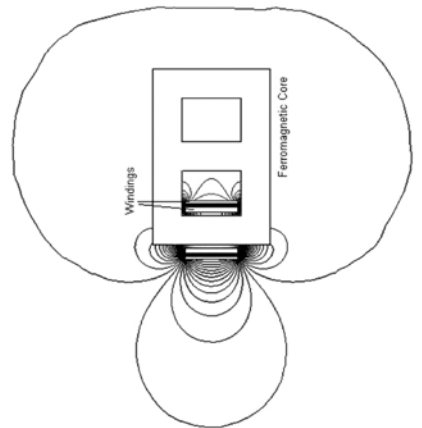
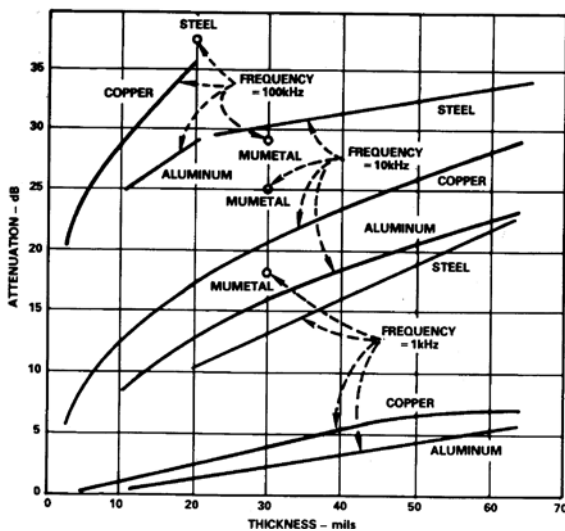



Horizontal mount style



Vertical mount style

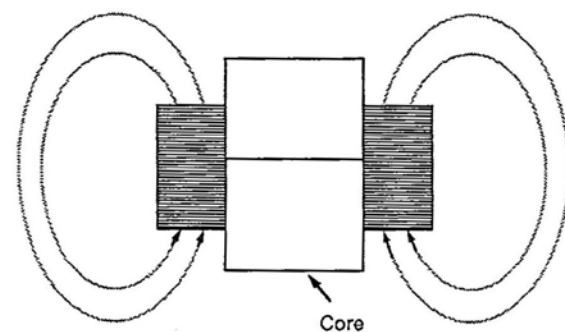


Flat mount style

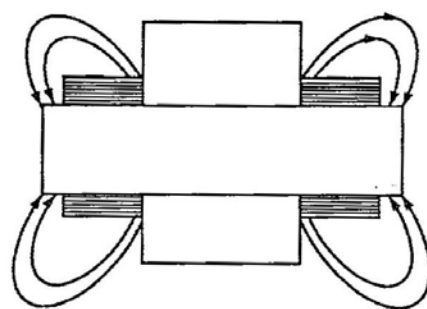
Figure 27. Transformer orientations.

Figure 28. Magnetic field attenuation through metal sheet.

[Analog Device AN-347 application note] 40 mils = 1mm



Flux from an E-Core transformer.



Flux from an E-Core transformer with a flux band.

Figure 29. Illustration of magnetic flux constrained by using a flux band. [Power line filter design for switched-mode power supplies, M.J.Nave, 1991]